

SAMPLE
ESPC PLAN

540

538

536

534

532

PROPOSED
RESIDENCE

GARAGE







DRIVE
WAY

SOIL STOCKPILE

PROJECT NAME:

SMITH RESIDENCE

MAP KEY

-  LIMIT OF DISTURBANCE
-  CONSTRUCTION ENTRANCE
-  FABRIC FILTER FENCE
-  ROCK FILTER SWALE OUTLET
-  TEMPORAY SWALE
-  STREAM

OAK HOLLOW ROAD

SCALE: 1 INCH = 40 FEET

PEBBLE RUN

